

REMOTE SWITCH WIRING INSTRUCTIONS

(1) Connect Black/Red cable to AC power 18 VAC accessory terminals on transformer.

(2) Connect appropriate connectors marked A and B to controller. (See Figure 1)

(3) Turn transformer "ON" to send power to switch.

Connector A: Provides AC power 18 VAC from transformer accessory terminals. The extra switch connector included is an AC feed through to allow multiple switch controllers without the cable connecting them to the transformer.

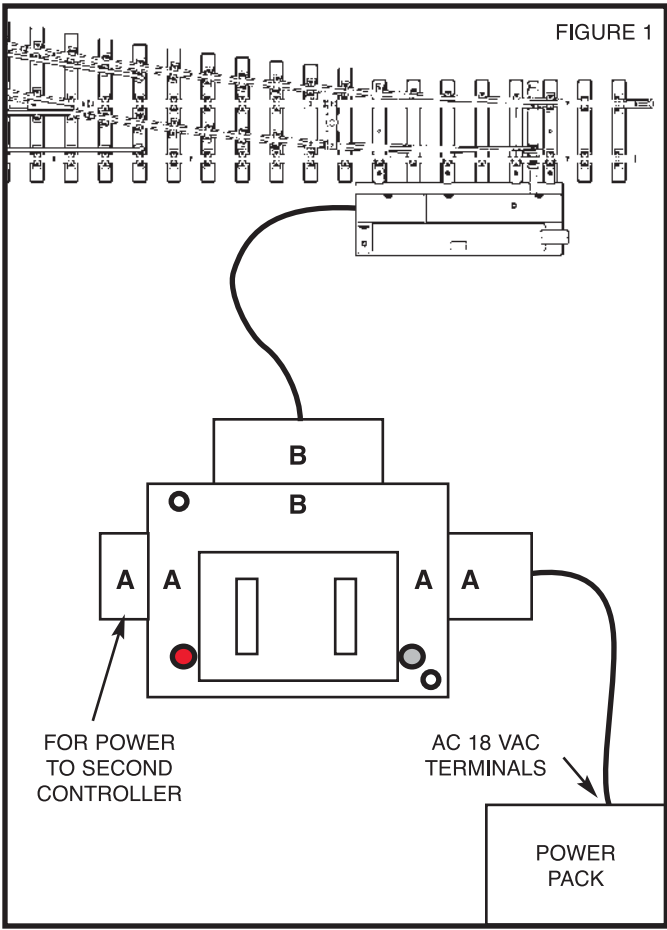
Connector B: Provides power to switch solenoid and switch indicator lights.

OPERATING INSTRUCTIONS

(1) Push Controller button to desired position. The switch track will move to desired position.

(2) Red indicator on switch signifies travel through curve, green indicator on switch signifies travel through straight.

NOTE: If train enters switch with improper settings, train will derail.



SERVICING

This product is built with pride by USA Trains and is covered by a limited warranty. (See limited warranty terms). Please follow these instructions carefully before returning:

1. Return switch in its original blue/red box with the proper foam inserts and then pack the original box in a proper shipping carton so it is well protected in shipment. The package must be fully insured and prepaid. USA Trains is not responsible for damage or loss during shipment.

2. Include a note explaining the problem and servicing you need performed. Be sure to include your name, street address, (NO P.O. BOXES PLEASE) City, State, Country (if outside U.S.A) and zip code along with a daytime phone number including area code. If the service is not covered by warranty, a reasonable service fee will be charged. For any returns made outside the continental U.S.A., please include \$25.00 U.S. currency to cover return postage. Any product returned to customers in the continental U.S.A. will be pre-paid by USA Trains.

3. Ship your item to:

USA TRAINS
662 CROSS STREET
MALDEN, MA. 02148

LIMITED ONE YEAR WARRANTY

This USA Trains switch is warranted for one year from the date of purchase against defects in material or workmanship. We will repair or replace (at our option) the defective part without charge for parts or labor within one year of the original date of purchase. This warranty does not cover items that have been abused or damaged by careless handling or improper operation, modification or repair by non-factory technicians. Parts that "wear out" due to excessive use are also not covered under warranty. USA Trains reserves the right to determine "excessive use." Transportation costs incurred by the customer are not covered under this warranty.

USA TRAINS TRACK SYSTEM

- R81015 6" Straight
- R81000 12" Straight
- R81060 24" Straight
- R81065 60" Straight
- R81100 4' Diameter Curved (12 pcs. make a circle)
- R81500 5' Diameter Curved (12 pcs. make a circle)
- R81600 8' Diameter Curved (16 pcs. make a circle)
- R81700 10' Diameter Curved (12 pcs. make a circle)
- R81800 16' Diameter Curved (16 pcs. make a circle)
- R81900 20' Diameter Curved (16 pcs. make a circle)
- R81620 8' Diameter Right Remote Switch
- R81625 8' Diameter Left Remote Switch
- R81720 10' Diameter Right Remote Switch
- R81725 10' Diameter Left Remote Switch
- R81605 Right #6 Remote Switch w/Illum. Lant. & Cont.
- R81615 Left #6 Remote Switch w/Illum. Lant. & Cont.
- R80001 Brass Rail Joiners (12)
- R80002 Track Screws (50)

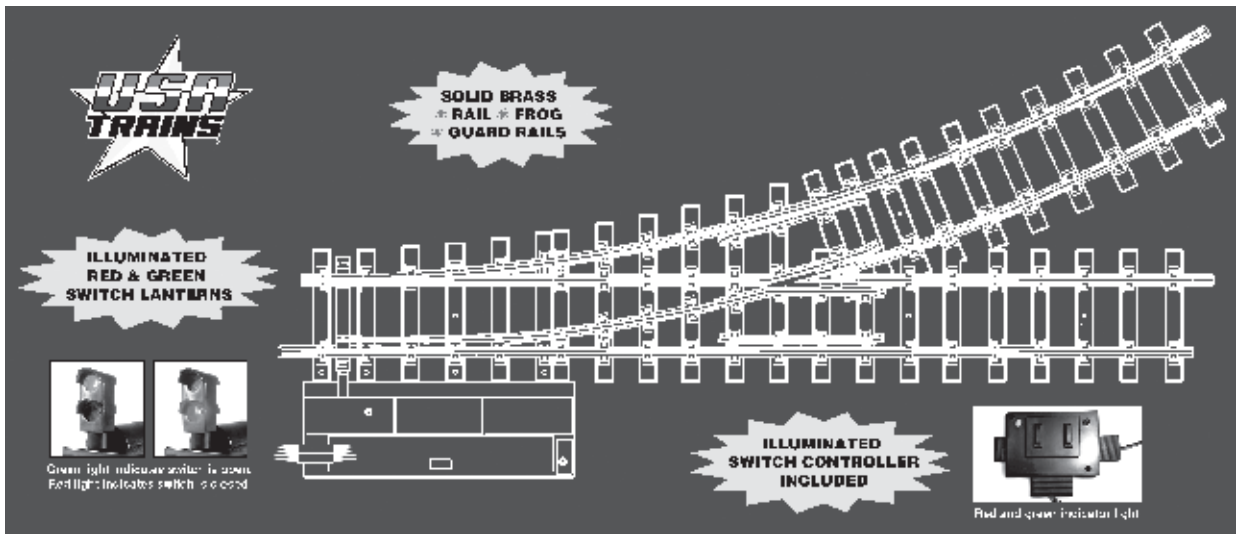


PREMIER LINE

8' Diameter Remote Control Switch

Instruction Manual

Every track lines up with ours...
but can't match our quality!



Remote Control Switch
R81620 8' Diameter Right Remote Switch
R81625 8' Diameter Left Remote Switch

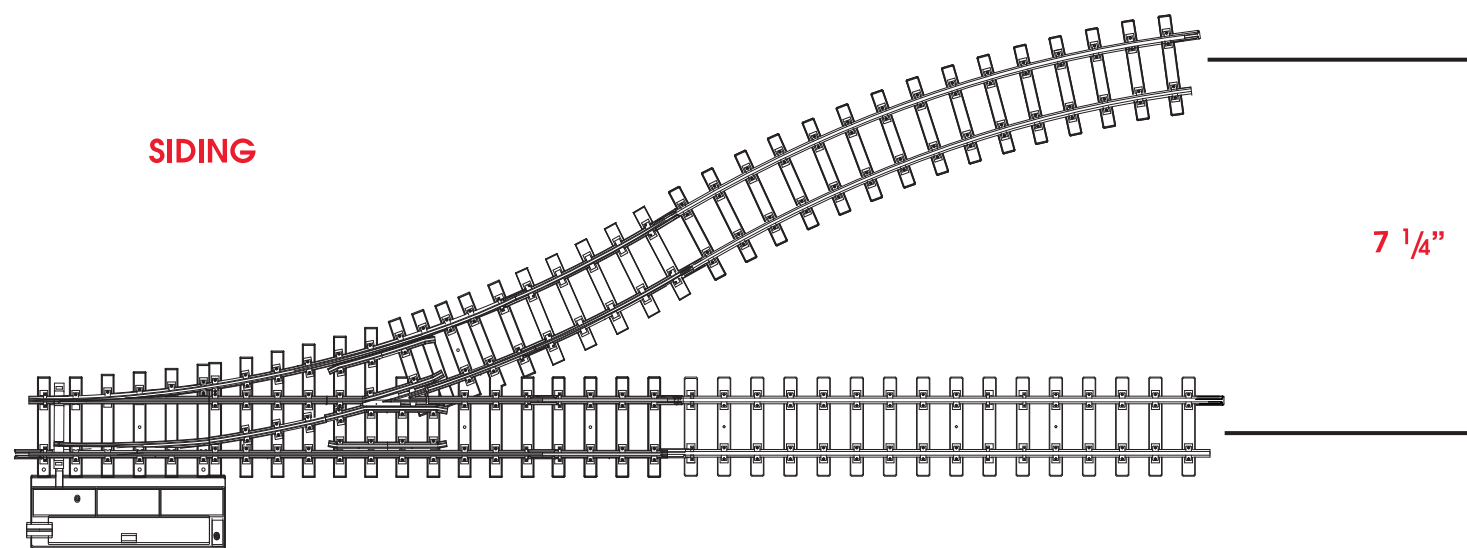
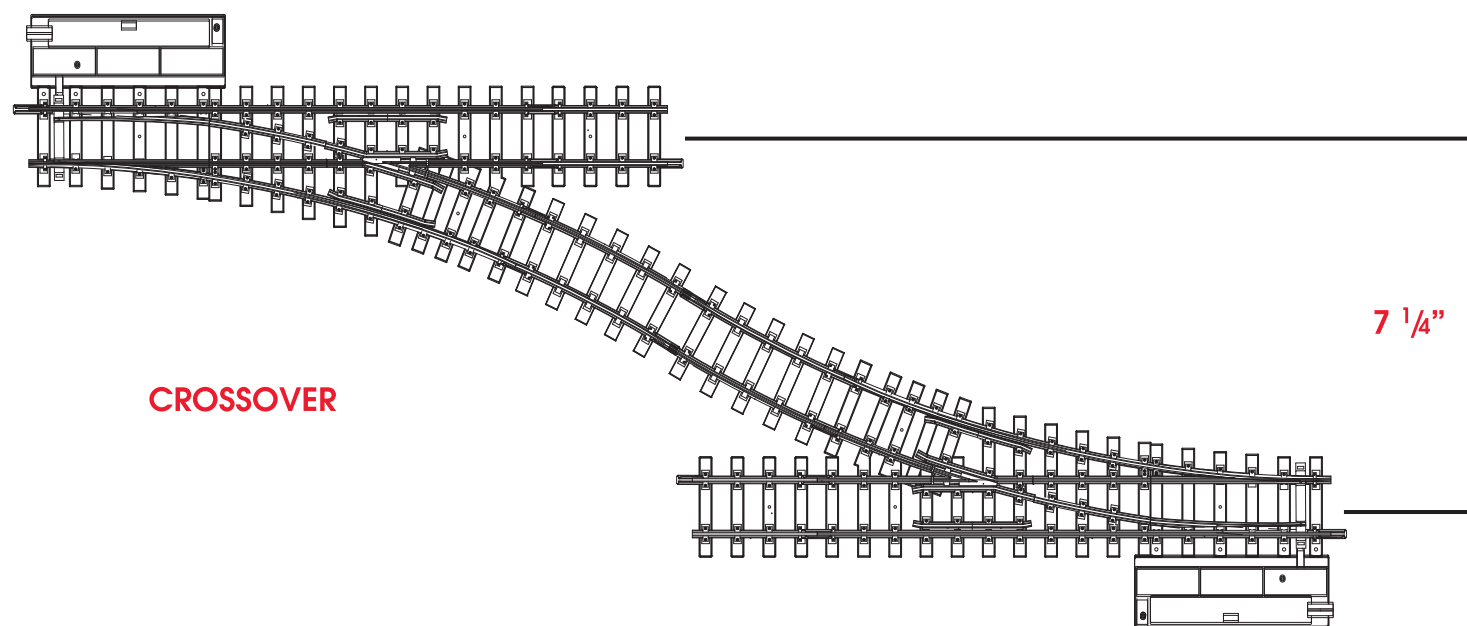
USA TRAINS
662 CROSS STREET, MALDEN, MA 02148, USA
PHONE: 781-322-6084 • FAX: 781-321-6459
www.usatrains.com



PREMIER LINE

8' Diameter Remote Control Switch

Below are some sample layouts using 8' Switches



8' DIAMETER REMOTE CONTROL SWITCH FEATURES

- Solid Brass Rail.
- UV Protected Simulated Wooden Ties.
- Suitable for Indoor and Outdoor Use.
- Lighted Dwarf Signal with illuminated red & green indicator for curved or straight route.
- Switch Control Box with illuminated red & green indicator lights.
- All Metal Frog with micro switch wired for positive contact when turnout is set for either route.
- Metal Guard Rails that actually guide the wheels from "Picking" the frog point.
- Switch measures 24" on the straight rail.

ITEM NUMBERS

R81620 8' Diameter Right Remote Switch
R81625 8' Diameter Left Remote Switch

